



A true workwear sweatshirt that combines hard wearing material with a host of design features that reflect the needs of the more physically demanding workplace.

- Double layered shoulder panels
- Panelled construction for better fit and flexibility
- Drop tail and compact 1x1 ribbed hem for perfect bottom fit and protection against wind and chill
- 1x1 rib trim with elastane on cuffs
- Collar stand for superior comfort and stability
- SpotShield™ stain resistant coating
- Plastic-coated metal buttons, spare button in side seam
- Locker patch for internal identification
- Elasticated pen holder on top sleeve



#### MATERIAL:

80% Combed Ring Spun Cotton; 20% Polyester



#### WEIGHT:

300g/m<sup>2</sup>



#### PACKING:

Pack 3; Carton 24



#### LAUNDRY CARE:

Suitable for 60°C wash and tumble dry



#### ORIGIN:

Pakistan

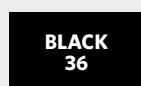
		XS	S	M	L	XL	2XL	3XL	4XL
<b>Your body measurement</b>									
To fit chest	cm	87/92	92/97	97/102	102/107	107/112	112/117	117/122	122/127
	Ins	30/32	32/34	34/36	36/38	38/40	40/42	42/44	44/46
<b>Garment dimensions</b>									
Chest Size: cm		102	108	114	120	126	132	138	144
Body Length: cm		66	68.5	71	73.5	76	78.5	81	83.5
Back Length: cm		71.5	74	76.5	79	81.5	84	86.5	89

#### DECORATOR NOTES

Designed for more demanding work environments, it is the right choice when reliability is a key requirement.



#### COLOURS



PANTONE®  
FABRIC: 19-4005 TPX  
PAPER: BLACK C  
C:100 M:50 Y:50 K:100




PANTONE®  
FABRIC: 19-5513 TPX  
PAPER: 5477 C  
C:100 M:50 Y:80 K:45



PANTONE®  
FABRIC: 17-1464 TPX  
PAPER: 1665 C  
C:0 M:77 Y:100 K:0



PANTONE®  
FABRIC: 18-3949 TPX  
PAPER: 2726 C  
C:100 M:70 Y:0 K:5



PANTONE®  
FABRIC: 19-1764 TPX  
PAPER: 1945 C  
C:0 M:100 Y:80 K:25



PANTONE®  
FABRIC: 19-4010 TPX  
PAPER: 532 C  
C:100 M:85 Y:35 K:55



PANTONE®  
FABRIC: 14-4002 (MARLED)  
PAPER: COOLGREY 3 C  
C:5 M:0 Y:0 K:40



Ein echtes Premium-Sweatshirt, bei dem wir robustes Material mit cleveren Design-Ideen kombiniert haben. Ein stilsicheres Erscheinungsbild das auch anspruchsvollen Anforderungen gewachsen ist.

- Doppelschichtige Schulterpasse
- Verlängertes Rückenteil und kompakter Saum am Bund schützen optimal vor Wind und Kälte!
- 1x1 Rippbündchen an den Ärmeln
- Kragenstand für Stabilität und perfekten Sitz
- Fleckenabweisende SpotShield™-Beschichtung
- Kunststoffüberzogene Metallknöpfe, Ersatzknopf in der Seitennaht
- Doppelschichtiger Sattel zur Personalisierung
- Elastischer Stifthalter oben am Ärmel


**MATERIAL:**

80% gekämmte ringgesponnene Baumwolle; 20% Polyester


**GEWICHT:**

300g/m<sup>2</sup>


**VERPACKUNG:**

Pack 3; Karton 24


**WASCHANLEITUNG:**

Geeignet für 60° Wäsche und Wäschetrockner

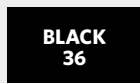

**HERKUNFT:**

Pakistan

		XS	S	M	L	XL	2XL	3XL	4XL
<b>Ihre Körper Maße</b>									
Brustumfang	cm	87/92	92/97	97/102	102/107	107/112	112/117	117/122	122/127
	Ins	30/32	32/34	34/36	36/38	38/40	40/42	42/44	44/46
<b>Kleidergrößen</b>									
Brustumfang: cm		102	108	114	120	126	132	138	144
Körperlänge: cm		66	68.5	71	73.5	76	78.5	81	83.5
Rückenlänge: cm		71.5	74	76.5	79	81.5	84	86.5	89

**HINWEISE ZUR VEREDLUNG**

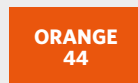
Für hohe Ansprüche entwickelt. Die ideale Wahl, wenn Zuverlässigkeit entscheidend ist.


**FARBEN**


PANTONE®  
FABRIC: 19-4005 TPX  
PAPER: BLACK C  
C:100 M:50 Y:50 K:100



PANTONE®  
FABRIC: 19-5513 TPX  
PAPER: 5477 C  
C:100 M:50 Y:80 K:45



PANTONE®  
FABRIC: 17-1464 TPX  
PAPER: 1665 C  
C:0 M:77 Y:100 K:0



PANTONE®  
FABRIC: 18-3949 TPX  
PAPER: 2726 C  
C:100 M:70 Y:0 K:5



PANTONE®  
FABRIC: 19-1764 TPX  
PAPER: 1945 C  
C:0 M:100 Y:80 K:25



PANTONE®  
FABRIC: 19-4010 TPX  
PAPER: 532 C  
C:100 M:85 Y:35 K:55



PANTONE®  
FABRIC: 14-4002 (MARLED)  
PAPER: COOLGREY 3 C  
C:5 M:0 Y:0 K:40



All of our measurements are based on actual "To Fit" body sizes and not the size of the actual garment itself e.g. a polo shirt with a chest to fit size of 92-97cms / 36-38" will fit someone with similar chest measurements; trousers with a waist to fit of 50 Europe / 34" will fit someone with similar waist measurements etc.

To help you select the most appropriate size of garment(s) please refer to our measuring tips below.

## Chest

**Men:** measure around the fullest part of the chest, 2.5cms below the underarm area ①

**Women:** measure around the fullest part of the bust ①

**Children:** measure under the arms around the fullest part of the chest ①

## Collar

**Men:** measure around the base of the neck ②

## Waist

**All:** measure around the natural waist, ensuring the measuring tape is kept taut ③

## Leg Length

**All:** measure from the top of the inside leg at the crotch down to where trousers are normally worn with shoes ④

## Height

**Children:** standing still, with feet together and flat on the floor, measure from the top of the head to the ground ⑤



# Size Guide

## All Products (excl. Shirts, Trousers, Shorts & Sweatpants)

Ladies'	XXS	XS	S	M	L	XL	2XL	3XL	4XL	5XL	6XL
Chest to fit (CM)	72-77	77-82	82-87	87-92	92-97	97-102	102-107	107-112	112-117	117-122	122-127
Chest to fit (INS)	28-30	30-32	32-34	34-36	36-38	38-40	40-42	42-44	44-46	46-48	48-50

### Dress Size

UK	6	8	10	12	14	16	18	20	22	24	26
France	34	36	38	40	42	44	46	48	50	52	54
Italy	38	40	42	44	46	48	50	52	54	56	58
Germany/Europe	32	34	36	38	40	42	44	46	48	50	52

Men's	XXS	XS	S	M	L	XL	2XL	3XL	4XL	5XL	6XL
Chest to fit (CM)	82-87	87-92	92-97	97-102	102-107	107-112	112-117	117-122	122-127	127-132	132-137
Chest to fit (INS)	32-34	34-36	36-38	38-40	40-42	42-44	44-46	46-48	48-50	50-52	52-54

## Shirts

Ladies'	XXS	XS	S	M	L	XL	2XL	3XL	4XL	5XL	6XL
Chest to fit (CM)	72-77	77-82	82-87	87-92	92-97	97-104	104-112	112-120	120-130	130-137	137-144
Chest to fit (INS)	28-30	30-32	32-34	34-36	36-38	38-41	41-44	44-47	47-51	51-54	54-57

### Dress Size

UK	6	8	10	12	14	16	18	20	22	24	26
France	34	36	38	40	42	44	46	48	50	52	54
Italy	38	40	42	44	46	48	50	52	54	56	58
Germany/Europe	32	34	36	38	40	42	44	46	48	50	52

Men's	S	M	L	XL	2XL	3XL	4XL	5XL	6XL
Collar to fit (CM)	37-38	39-40	41-42	43-44	45-46	47-48	49-50	51-52	53-54
Dual Collar Sizes (INS)	14.5/15	15.5	16/16.5	17/17.5	18	18.5/19	19.5	20	21
Individual Collar Sizes (INS)	14.5   15	15.5	16   16.5	17   17.5	18	18.5   19	19.5	20	21
Chest to fit (CM)	92-97	97-102	102-107	107-112	112-117	117-122	122-127	127-132	132-137
Chest to fit (INS)	36-38	38-40	40-42	42-44	44-46	46-48	48-50	50-52	52-54

## Trousers & Shorts

UK (INS)	28	30	32	34	36	38	40	42	44	46	48
EUROPE	44	46	48	50	52	54	56	58	60	62	64

	Short	Regular	Long
Leg Length (CM)	76	81	86
Leg Length (INS)	30	32	34

## Sweatpants

	S	M	L	XL
UK (INS)	30	32	34	36
Europe	46	48	50	52

## Blazers

Girls'															
Chest to fit (CM)	68	71	73	76	79	81	84	86	89	91	96	101	106	112	117
Chest to fit (INS)	27	28	29	30	31	32	33	34	35	36	38	40	42	44	46

Boys'																
Chest to fit (CM)	71	73	76	79	81	84	86	89	91	94	96	101	106	112	117	122
Chest to fit (INS)	28	29	30	31	32	33	34	35	36	37	38	40	42	44	46	48

## All Children's Products (excl. Sweatpants)

	XS	S	M	L	XL	2XL	3XL	4XL
Age (Years)	1-2	3-4	5-6	7-8	9-10	11-12	13-14	15-16
Height (CM)	90	104	116	128	140	152	164	176
Chest to fit (CM)	51-56	56-63	63-71	71-76	76-81	81-86	86-91	91-96
Chest to fit (INS)	20-22	22-25	25-28	28-30	30-32	32-34	34-36	36-38

## Sweatpants (Children)

	S	M	L	XL	2XL
Age (Years)	3-4	5-6	7-8	9-10	11-12
Height (CM)	104	116	128	140	152
Waist to fit (CM)	53	55	58	61	66
Waist to fit (INS)	21	22	23	24	26